


Ukulele Chord Charts: Your Essential Guide to Mastering the Fretboard

Embark on a musical journey with the ukulele, a captivating instrument that has enchanted countless hearts. Whether you're a seasoned musician or taking your first steps into the world of strings, ukulele chord charts serve as an indispensable tool to navigate the fretboard and unlock the full potential of your instrument.



Ukulele Chord Charts (ukulele, chord charts, tabs)

by Charles Salina

★★★★☆ 4.6 out of 5

Language : English

File size : 1581 KB

Screen Reader : Supported

Print length : 128 pages

Lending : Enabled



The Anatomy of a Ukulele Chord Chart

Ukulele chord charts, akin to maps for your musical exploration, provide a visual representation of how to place your fingers on the fretboard to create specific chords. Each chord is typically represented by a letter, which corresponds to the root note of the chord. For instance, the "C" chord is built upon the root note C.

A chord chart will typically display a diagram of the ukulele fretboard, with each fret numbered and each string labeled (G, C, E, and A). The diagram

includes dots or "X" symbols to indicate where your fingers should be placed on the fretboard.

Types of Ukulele Chords

The ukulele's fretboard hosts a diverse array of chords, each with its unique sound and character. Some of the most commonly used chords include:

- **Major Chords:** These chords, such as C, G, and D, exude a cheerful and upbeat vibe, commonly used in pop, rock, and folk music.
- **Minor Chords:** Minor chords, like Am, Em, and Dm, possess a melancholic and emotive quality, prevalent in blues, jazz, and classical music.
- **Seventh Chords:** Seventh chords, such as Cmaj7 and G7, add a jazzy and sophisticated dimension to your playing, often employed in pop, R&B, and funk.
- **Diminished Chords:** Diminished chords, like Cdim and Gdim, introduce a sense of tension and resolution, commonly used in classical and jazz music.

Beyond Chords: Tabs and Chord Progressions

While chord charts provide the building blocks of ukulele music, tabs and chord progressions offer a comprehensive understanding of how chords are combined to create melodies and songs.

Tabs: Tabs are simplified representations of musical notation, displaying the strings and frets on the ukulele. Each line of a tab corresponds to a different string, and numbers indicate which fret to play.


Chord Progressions: Chord progressions are sequences of chords that create a harmonious and melodic structure. Common chord progressions include the I-IV-V progression (C-F-G) and the ii-V-I progression (Dm-G7-C).

Tips for Using Ukulele Chord Charts

- **Start with the Basics:** Begin by learning the C, G, and D chords, which form the foundation of many ukulele songs.
- **Practice Regularly:** Consistency is key to mastering chord charts. Dedicate time each day to practicing your chords, gradually increasing the complexity of the charts.
- **Use a Metronome:** A metronome helps you develop a steady rhythm and improve your timing while practicing chords.
- **Experiment with Strumming Patterns:** Explore different strumming patterns to accompany your chords, adding variety and groove to your playing.
- **Listen to Music:** Immerse yourself in ukulele music to develop your ear and learn from the techniques of experienced ukulele players.

Ukulele chord charts are an essential tool for unlocking the boundless musical potential of the ukulele. By understanding the anatomy of chord charts, exploring different types of chords, and mastering tabs and chord progressions, you can transform yourself into a confident and skilled ukulele player.

So, grab your ukulele, dive into the world of chord charts, and embark on a musical journey that will fill your life with joy and creativity.



Ukulele Chord Charts (ukulele, chord charts, tabs)

by Charles Salina

★★★★☆ 4.6 out of 5


Language : English

File size : 1581 KB

Screen Reader: Supported


Print length : 128 pages

Lending : Enabled



Dream Keeper II by Parris Afton Bonds: An Exploration of the Interplay of Art, Music, and Spirituality

Dream Keeper II by Parris Afton Bonds is a multi-sensory experience that explores the power of storytelling, the transformative nature of music, and the...



100 Ultimate Smooth Jazz Riffs For Violin: Elevate Your Playing to the Next Level

Welcome to the ultimate guide to 100 essential smooth jazz riffs for violin. Whether you're a seasoned professional or just starting your jazz journey, these...