


Moss Park and Tough: A Tale of Two Neighborhoods



Moss Park and Tough!: The Bobby and Tina Plays

by George F. Walker

★★★★★ 5 out of 5

Language	: English
Paperback	: 199 pages
Item Weight	: 12.8 ounces
Dimensions	: 6 x 0.45 x 9 inches
File size	: 1778 KB
Text-to-Speech	: Enabled
Screen Reader	: Supported
Enhanced typesetting	: Enabled
Print length	: 138 pages



Moss Park and Tough are two very different neighborhoods in Toronto. Moss Park is a low-income area with a high crime rate, while Tough is a wealthy area with a low crime rate. This article explores the history of these two neighborhoods and the factors that have contributed to their different outcomes.

Moss Park

Moss Park is located in the downtown core of Toronto. It is bounded by Yonge Street to the west, Gerrard Street to the north, Parliament Street to the east, and Queen Street to the south. The neighborhood is home to a diverse population, including many low-income families, recent immigrants, and people who are homeless.

Moss Park has a long history of poverty and crime. In the late 19th century, the neighborhood was home to many working-class families. However, the area began to decline in the early 20th century as factories closed and jobs moved to the suburbs. By the 1970s, Moss Park had become one of the poorest neighborhoods in Toronto.

The high crime rate in Moss Park is due to a number of factors, including poverty, unemployment, and a lack of social services. The neighborhood is also home to a number of gangs, which contribute to the violence.

Tough

Tough is located in the north end of Toronto. It is bounded by Bathurst Street to the west, St. Clair Avenue to the north, Yonge Street to the east, and Eglinton Avenue to the south. The neighborhood is home to a wealthy population, including many professionals and families.

Tough has a long history of wealth and stability. The neighborhood was developed in the late 19th century as a streetcar suburb. It quickly became a popular destination for wealthy families, who were attracted by the large homes and the proximity to downtown Toronto.

The low crime rate in Tough is due to a number of factors, including the affluence of the residents, the presence of a strong community policing program, and the lack of gangs.

The Difference Between Moss Park and Tough

The difference between Moss Park and Tough is stark. Moss Park is a low-income area with a high crime rate, while Tough is a wealthy area with a low crime rate. This difference is due to a number of factors, including the

history of the two neighborhoods, the economic status of the residents, and the presence of social services.


The history of Moss Park and Tough has played a major role in their different outcomes. Moss Park was once a working-class neighborhood, but it declined in the early 20th century as factories closed and jobs moved to the suburbs. Tough, on the other hand, has always been a wealthy neighborhood. This difference in history has led to different outcomes for the two neighborhoods.

The economic status of the residents of Moss Park and Tough is another factor that contributes to the difference between the two neighborhoods. Moss Park is a low-income area, while Tough is a wealthy area. This difference in income has a number of effects. For example, low-income families are more likely to live in poverty, which can lead to crime. Additionally, low-income families are less likely to have access to quality education and healthcare, which can also lead to crime.

The presence of social services is another factor that contributes to the difference between Moss Park and Tough. Moss Park has a number of social services, such as food banks, shelters, and job training programs. These services help to reduce poverty and crime. Tough, on the other hand, has fewer social services. This lack of social services contributes to the high crime rate in the neighborhood.

Moss Park and Tough are two very different neighborhoods in Toronto. The difference between the two neighborhoods is due to a number of factors, including the history of the two neighborhoods, the economic status of the residents, and the presence of social services. These factors have led to

different outcomes for the two neighborhoods. Moss Park is a low-income area with a high crime rate, while Tough is a wealthy area with a low crime rate.



Moss Park and Tough!: The Bobby and Tina Plays


by George F. Walker

★★★★★ 5 out of 5

Language	: English
Paperback	: 199 pages
Item Weight	: 12.8 ounces
Dimensions	: 6 x 0.45 x 9 inches
File size	: 1778 KB
Text-to-Speech	: Enabled
Screen Reader	: Supported
Enhanced typesetting	: Enabled
Print length	: 138 pages

FREE

DOWNLOAD E-BOOK



Dream Keeper II by Parris Afton Bonds: An Exploration of the Interplay of Art, Music, and Spirituality

Dream Keeper II by Parris Afton Bonds is a multi-sensory experience that explores the power of storytelling, the transformative nature of music, and the...



100 Ultimate Smooth Jazz Riffs For Violin: Elevate Your Playing to the Next Level

Welcome to the ultimate guide to 100 essential smooth jazz riffs for violin. Whether you're a seasoned professional or just starting your jazz journey, these...