


# Harness the Power of Netflix on Your Amazon Fire: A Comprehensive Guide

In the vast landscape of streaming services, Netflix stands tall as a beacon of cinematic excellence. With its unparalleled library of movies, TV shows, and original content, Netflix has revolutionized the way we consume entertainment. And now, with the integration of Amazon Fire devices, you can unlock the full potential of Netflix on your living room screen.



## USING NETFLIX ON YOUR KINDLE FIRE: Netflix features, how to set up, sign out of your account

by Rebecca Rane

★★★★☆ 4.6 out of 5

Language : English  
File size : 1121 KB  
Text-to-Speech : Enabled  
Screen Reader : Supported  
Enhanced typesetting : Enabled  
Word Wise : Enabled  
Print length : 208 pages  
Lending : Enabled



This comprehensive guide will delve into every aspect of using Netflix on your Amazon Fire, from setup and optimization to troubleshooting and recommendations. By the end of this journey, you will be equipped with the knowledge and skills to elevate your streaming experience to new heights.

## Step-by-Step Setup

Setting up Netflix on your Amazon Fire is a breeze. Here are the simple steps:

1. Turn on your Amazon Fire device and connect it to a stable Wi-Fi network.
2. From the home screen, navigate to the "Apps" section and select the "Amazon Appstore."
3. Search for "Netflix" and click the "Install" button.
4. Once the installation is complete, launch the Netflix app.
5. Log in using your existing Netflix account credentials or create a new account.

## Optimization Tips

To optimize your Netflix experience on Amazon Fire, consider these tips:

- **Ensure High-Speed Internet Connection:** Netflix requires a stable and fast internet connection. Check your internet speed and upgrade to a higher package if necessary.
- **Enable Auto-Updates:** Allow automatic updates for the Netflix app to ensure you have the latest features and bug fixes.
- **Clear App Cache:** Over time, the Netflix app can accumulate cached data. Clearing the cache can improve performance.
- **Adjust Video Quality:** You can adjust the video quality from auto to low, medium, high, or maximum. Experiment with different settings to find the optimal balance between quality and data usage.

- **Use a VPN (Optional):** A VPN (Virtual Private Network) can help bypass geographic restrictions and access a broader library of Netflix content.

## Troubleshooting Common Issues

If you encounter any issues while using Netflix on Amazon Fire, try the following troubleshooting steps:

- **Check Your Internet Connection:** Ensure your Amazon Fire device is connected to a stable internet connection.
- **Restart the Netflix App:** Close the Netflix app and relaunch it.
- **Restart Your Amazon Fire Device:** Unplug your Fire device from the power outlet, wait a few minutes, and plug it back in.
- **Reinstall the Netflix App:** Uninstall the Netflix app and reinstall it from the Amazon Appstore.
- **Contact Netflix Support:** If the problem persists, contact Netflix customer support for assistance.

## Recommendations for Enhanced Entertainment


To enhance your Netflix experience on Amazon Fire, consider these recommendations:

- **Explore Hidden Gems:** Dive into Netflix's vast library and discover hidden gems that may not be prominently featured on the home page.
- **Create Multiple Profiles:** Create separate profiles for different members of your household to personalize their viewing experiences.

- **Use the Search Function:** Explore specific titles, genres, and actors using the search function.
- **Check Out the New Release Section:** Stay up-to-date with the latest additions to Netflix's library.
- **Enable Parental Controls:** Set up parental controls to restrict access to inappropriate content for children.

By following the steps outlined in this guide, you can seamlessly integrate Netflix into your Amazon Fire device and embark on a thrilling entertainment journey. From optimizing your setup to resolving common issues, this guide has equipped you with the knowledge and tools to elevate your streaming experience to unprecedented heights.

Dive into the vast world of Netflix on Amazon Fire and unlock a universe of entertainment possibilities. Remember, the possibilities are endless, and the ultimate viewing experience awaits your exploration.



## USING NETFLIX ON YOUR KINDLE FIRE: Netflix features, how to set up, sign out of your account

by Rebecca Rane

★★★★☆ 4.6 out of 5


Language : English  
File size : 1121 KB  
Text-to-Speech : Enabled  
Screen Reader : Supported  
Enhanced typesetting : Enabled  
Word Wise : Enabled  
Print length : 208 pages  
Lending : Enabled





## **Dream Keeper II by Parris Afton Bonds: An Exploration of the Interplay of Art, Music, and Spirituality**

Dream Keeper II by Parris Afton Bonds is a multi-sensory experience that explores the power of storytelling, the transformative nature of music, and the...



## **100 Ultimate Smooth Jazz Riffs For Violin: Elevate Your Playing to the Next Level**

Welcome to the ultimate guide to 100 essential smooth jazz riffs for violin. Whether you're a seasoned professional or just starting your jazz journey, these...